



1.	1
2.	1
3.	2
4.	12
1	14
2	16
3	17



1.

2.

LUGB LUCB



3.

3.1

LUGB	DN10- DN500				
LUCB	DN200- DN2000				
:	LUGB	1.0	1.5	0.5	0.2
	LUCB	2.5	1.5	1.0)
		2	3	4	5
		6	7		
:	LUGB		DN10	DN200	PN25
			DN250	DN500	PN16
	LUGB		DN10	DN80	900L
			DN100	DN200	900L
			DN250	DN500	PN10
	LUCB		DN200	DN2000	PN16

GB/T

9124. 1- 2019, ANSI /ASME/DI N/ JI S/ KS.

LUGB	- 200	+80	- 40	+150	- 40	+260	- 40	+320	- 40	+420
LUCB	- 40	+150	- 40	+200						

- 20 +60 - 20 +40
 5 95 RH
 86kPa 106kPa
 20: 1
 I P65 I P67 I P68

304 316 316L

2 7 D

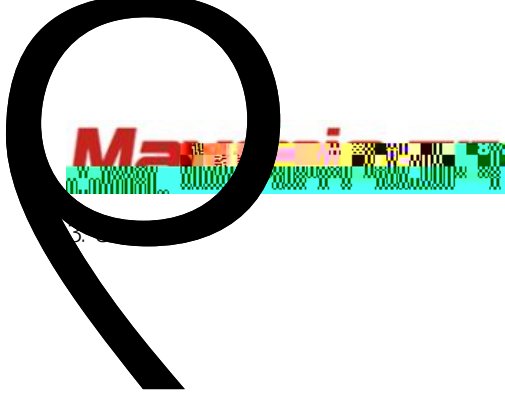
3.2

24VDC± 5% 3. 6VDC 24VDC 3. 6V

1. 1V, 6V
 2. 1V, 6V
 3. 4- 20mA 300
- RS485 HART

--
 -- 128*64





LUGB.....

LUCB.....

A. LUGB

- 1.
- 2.
- 3.

B.

- 1.
- 4.
- 2.
- 3.

C. O

LUGB		LUCB	
C		O	
0+	10mm	020	200mm
00	15mm	025	250mm
01	20mm	030	300mm
02	25mm	035	350mm
03	32mm	040	400mm
04	40mm	045	450mm
05	50mm	050	500mm
06	65mm	060	600mm
08	80mm	070	700mm
10	100mm	080	800mm
12	125mm	085	850mm
15	150mm	090	900mm
20	200mm	100	1000mm
25	250mm	150	1500mm
30	300mm	160	1600mm
35	350mm	170	1700mm
40	400mm	180	1800mm
45	450mm	190	1900mm
50	500mm	200	2000mm

50mm

D.

- 0.
- 1. 4- 20mA
- 2.
- 3.
- 4. 4- 20mA
- 5.


E.

- 0. - 40 ~ +150
- 1. - 40 ~ +260 LUCB 200
- 2. - 40 ~ +320 LUCB
- 3B - 40 ~ +420
- 4. - 200 ~ +80 LUGB

PCW fa

04 I P65 I P67 Ā)à

S LUGB- **05s

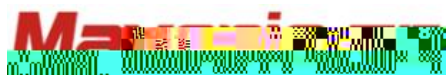


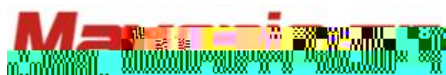
3. 3. 3. LUGB

1 0.5
 1.5 0.8
 2 -200 ~ +80 DN10- DN32 3
 0.8 DN40- DN500 1.5 0.8

LUGB

	500	600	700	800	900	1000	1200	1400	1600	1800	Q _{max} (m ³ /h)
	kg/m ³	kg/m ³	kg/m ³	kg/m ³	kg/m ³	kg/m ³	kg/m ³	kg/m ³	kg/m ³	kg/m ³	
	Q _{min}						m ³ /h				
DN10	0.30	0.28	0.24	0.21	0.19	0.15	0.14	0.13	0.12	0.11	2.0
DN15	0.60	0.50	0.47	0.37	0.36	0.35	0.30	0.28	0.26	0.24	4.5
DN20	1.15	1.00	0.98	0.90	0.80	0.60	0.58	0.56	0.54	0.52	8.0
DN25	1.30	1.20	1.10	1.05	1.00	0.90	0.82	0.76	0.71	0.68	12
DN32	1.90	1.80	1.70	1.62	1.56	1.50	1.45	1.35	1.20	1.00	20
DN40	3.50	3.20	3.00	2.80	2.60	2.28	2.20	2.10	2.00	1.90	32
DN50	4.70	4.30	3.9	3.70	3.60	3.50	3.00	2.80	2.60	2.50	50
DN65	7.10	6.50	6.30	6.20	6.10	6.00	5.00	4.50	4.20	4.00	84
DN80	11	10									







kg/m³

130	140	150	160	170	180	190	210	220	250	300	360	420
1.10	1.07	1.04	1.02	0.99	0.97	0.95	0.91	0.89	0.83	0.76	0.69	0.63
1.38	1.34	1.34	1.28	1.24	1.21	1.19	1.13	1.11	1.04	0.95	0.86	0.78
	1.96	1.90	1.85	1.81	1.76	1.72	1.64	1.61	1.51	1.37	1.24	1.13
		2.12	2.067	2.01	1.96	1.92	1.83	1.79	1.68	1.53	1.38	1.26
		2.46	2.39	2.33	2.27	2.21	2.11	2.06	1.94	1.76	1.59	1.45
			2.61	2.54	2.47	2.41	2.30	2.25	2.11	1.91	1.73	1.57
			3.16	3.07	2.99	2.91	2.77	2.71	2.54	2.30	2.07	1.89
				3.61	3.51	3.42	3.25	3.18	2.97	2.69	2.42	2.21
					4.05	3.94	3.74	3.65	3.41	3.09	2.78	2.53
					4.59	4.46	4.23	4.13	3.85	3.48	3.13	2.84
					5.15	4.99	4.73	4.61	4.30	3.88	3.48	3.16
						5.54	5.23	5.09	4.75	4.28	3.84	3.48
						6.37	6.00	5.84	5.43	4.88	4.37	3.97
							7.87	7.64	7.05	6.30	5.63	5.10
							8.70	8.43	7.76	6.92	6.17	5.59
							9.55	9.24	8.48	7.55	6.72	6.08
								10.36	9.47	8.39	7.45	6.74
								11.51	10.47	9.24	8.20	7.40
									12.02	10.55	9.32	8.39



3.3.5 LUCB

$$Q_{ni} = 3600 \cdot V_{ni} \cdot \left(\frac{D^2}{4} \right) \text{ ----- 5}$$

$$Q_{nmax} = 3600 \cdot V_{nmax} \cdot \left(\frac{D^2}{4} \right) \text{ ----- 6}$$

$$Q_{ni} = Q_{ni} \cdot \left[\frac{(P_1 + P_2) \cdot (273.15 + T)}{P \cdot Z \cdot (273.15 + T)} \right] \text{ ----- 7}$$

$$Q_{nmax} = Q_{nmax} \cdot \left[\frac{(P_1 + P_2) \cdot (273.15 + T)}{P \cdot Z \cdot (273.15 + T)} \right] \text{ ----- 8}$$

$$= \rho_n \cdot \left[\frac{(P_1 + P_2) \cdot (273.15 + T)}{P \cdot Z \cdot (273.15 + T)} \right] \text{ ----- 9}$$

Q_{ni} -- m^3/h

Q_{nmax} -- m^3/h

V_{ni} -- m/s

V_{nmax} -- m/s

D ----- m

----- 3.1415926535898

Q_{ni} - m^3/h

Q_{nmax} - m^3/h

T --- 0 20

T ---

P --- 0.101325MPa

P --- MPa

Z ----- $Z = Z / Z$

----- kg/m^3

ρ_n ----- kg/m^3 , 0 20 , 0.101325MPa

9 T n

P --- MPa

LUCB

1.

2.

3.

Q_{nmax}

5 6

V_{ni}

V_{nmax}

Q_{ni}

4.

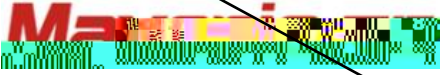
Q_{ni} Q_{nmax}



4.

1.

2.



5

8

4

1. LUGB LUCB

5

2.

LUGB LUCB

5


1 LUGB


2 LUGB






1





		DN200 DN2000 (mm)		-40~ +150	1.	DN100
				-40~ +200	2.	
		DN10 500 (mm)		-40~ +150	1.	10
		DN25 500 (mm)				
		DN200 DN2000 (mm)				



2

(mm)	(MPa)	D(mm)	K(mm)	Φ(mm)	N()	H(mm)
DN10	1.0/1.6/2.5	90	60	14	4	14
DN15	1.0/1.6/2.5	95	65	14	4	14
DN20	1.0/1.6/2.5	105	75	14	4	16
DN25	1.0/1.6/2.5	115	85	14	4	16
DN32	1.0/1.6/2.5	140	100	18	4	18
DN40	1.0/1.6/2.5	150	110	18	4	18
DN50	1.0/1.6/2.5	165	125	18	4	20
DN65	1.0/1.6/2.5	185	145	18	8	20/20/22
DN80	1.0/1.6/2.5	200	160	18	8	20/20/24
DN100	1.0/1.6/2.5	220/220/235	180/180/190	18/18/22	8	22/22/26
DN125	1.0/1.6/2.5	250/250/270	210/210/220	18/18/26	8	22/22/28
DN150	1.0/1.6/2.5	285/285/300	240/240/250	22/22/26	8	24/24/30
DN200	1.0/1.6/2.5	340/340/360	295/295/310	22/22/26	8/12/12	24/26/32
DN250	1.0/1.6/2.5	395/405/425	350/355/370	22/26/30	12/12/12	26/29/35
DN300	1.0/1.6/2.5	445/460/485	400/410/430	22/26/30	12/12/16	26/32/38
DN350	1.0/1.6/2.5	505/520/555	460/470/490	22/26/33	16/16/16	30/35/42
DN400	1.0/1.6/2.5	565/580/620	515/525/550			



3

(mm)	(MPa)					
		D1 (mm)	D2 (mm)	K (mm)	Φ (mm)	N ()
DN10	1.0/1.6/2.5	14	90	60	14	4
DN15	1.0/1.6/2.5	19	95	65	14	4
DN20	1.0/1.6/2.5	26	100	70	14	4
DN25	1.0/1.6/2.5	33	100	75	14	4
DN32	1.0/1.6/2.5	39	105	80	14	4
DN40	1.0/1.6/2.5	49	150	116	18	4
DN50	1.0/1.6/2.5	60	160	124	18	4
DN65	1.0/1.6/2.5	76	175	138	18	4
DN80	1.0/1.6/2.5	90	204	164	20	4
DN100	1.0/1.6/2.5	109	234	192	22	6
DN125	1.0/1.6/2.5	134	250	205	22	6
DN150	1.0/1.6/2.5	163	280	232	22	6
DN200	1.0/1.6/2.5	220	340	286	24	8
DN250	1.0/1.6/2.5	274	390	338	24	8
DN300	1.0/1.6/2.5	327	450	393	26	12
DN350	1.0/1.6/2.5	377	510	460	26	16
DN400	1.0/1.6/2.5	426	565	510	26	16
DN450	1.0/1.6/2.5	482	620	565	30	16
DN500	1.0/1.6/2.5	534	685	620	33	20



SR389

<http://www.maxonic.com> [mail:info@maxonic.com.cn](mailto:info@maxonic.com.cn)

腾讯微博: <http://t.qq.com/maxonic>

新浪微博: <http://weibo.com/maxonic>

售后服务 | 4000 300 112



版本号: 202001